



OZARK OPPORTUNITIES, INC.

701 E. PROSPECT • P.O. BOX 1400 • HARRISON, ARKANSAS 72602 • (870) 741-9406 • FAX: (870) 741-0924

Agency Progress Report

Report for November 2016 to Board of Directors, staff, and community

I. Executive Director's Comments:



←← *OOI Finance Stoplight; Green= ALL GOOD!*

➤ GREAT THINGS ARE (STILL) HAPPENING!!!

- Agency Finances are going well, with no deficits in any programs.
- Program-Specific updates are below; the agency is going strong- we are accomplishing items on our Strategic Planning Matrix, and are in a solid position to add programs as they come available in the coming months.

RTA

II. Early Childhood Education:

A. Early Childhood Program Director's Report:

We have received our 5 Year Head Start/Early Head Start Grant as well as state-funded Arkansas Better Chance Pre-K Slots(!!!)

- We have been able to work with our faith-based communities to find awesome space for our EHS classrooms at First Presbyterian Church in Harrison and First United Methodist Church in Mountain Home(!) Our new Clinton Early Head Start location is the previous Pre-K building, and has been updated to meet the needs of infants and toddlers.

- Below is a new listing of our Zero to Five (Pre-K and Early Head Start) Centers for the 2016-17 school year:

**OOI Zero to 5 Early Education Center Locations
November 2016**

Center	County	Pre-K Centers	# of Pre-K Classrooms 2016-17	3-5 Yr. # in class	# of Teaching Staff	Early HS Centers 2016-17	County	0-3; # at location	# of 0-3 Classrooms	# Locations	# Center Staff
1	Marion	Bruno-Pyatt	1	15	2	Clinton	Van Buren	16	4	1	6
2	Baxter	Cotter	1	16	2	Harrison- FPC	Boone	16	4	1	6
3	Boone	Harrison	5	80	10	Mtn. Home- FUMC	Baxter	16	4	1	6
4	Newton	Jasper	1	15	2			48	12	3	18
5	Baxter	Mtn. Home	3	48	6						
6	Baxter	Norfolk	1	16	2						
7	Van Buren	Shirley	1	13	2						
8	Searcy	St. Joe	1	13	2						
9	Boone	Valley Springs	1	15	2	Total HS & EHS 2016-17		309			
10	Newton	Western Grove	1	15	2						
11	Marion	Yellville	1	15	2						
Total			17	261	34						

ABC Classes				
#	County	Location	# slots	# staff
1	Baxter	M.H.	20	2
2		Norfolk	12	2
Total # Students			32	

Total ALL Zero to Five Slots 341

- In addition, new Performance Standards regulations require us to contact parents within 1 (one) hour of start time for any child that does not attend; as we will be contacting the person on the contact list unless we are contacted first.

B. Terri Beard- ERSEA & Family and Community Partnerships:

- ENROLLMENT UPDATE:** At the end of October we had **261 children** enrolled. Our funded enrollment is 309. The funded enrollment includes the 48 Early Head Start children that are expected to be enrolled beginning in January 2017.



End-of-Month Enrollment Report

Summary

Month	Head Start			Early Head Start			Total		
	Reported	Funded	Status	Reported	Funded	Status	Reported	Funded	Status
Jul 2016	Closed	261	Reported	Closed	48	Reported		309	Reported
Aug 2016	261	261	Reported	Closed	48	Reported	261	309	Reported
Sep 2016	261	261	Reported	Closed	48	Reported	261	309	Reported
Oct 2016	261	261	Reported	Closed	48	Reported	261	309	Reported

- AVERAGE DAILY ATTENDANCE (ADA) UPDATE:** Our ADA for October was 89.26%; which is higher than the threshold of 85%; therefore, we are within the regulations and in compliance.

11/15/2016
12:59 PM

Ozark Opportunities Inc. H/S

2301 - Average Daily Attendance

Program Term: Head Start 2016-2017, Attendance Date: 10/1/2016 - 10/31/2016

Ozark Opportunities Inc. H/S

	Attendance Records			Operating Days	ADA ¹	Funded Enrollment		Actual Enrollment	
	Present ⁵	Absent ⁶	Neither ⁷			Count	% Attendance	Count ²	% Attendance ³
Bruno Pyatt	266	17	1	21.00 (avg)	12.67	15	84.44%	13.48	93.99%
Cotter Head Start	303	20	13	21.00 (avg)	14.43	16	90.18%	15.38	93.81%
Harrison	1,359	200	51	21.00 (avg)	64.72	80	80.89%	74.24	87.17%
Jasper Head Start	169	20	4	21.00 (avg)	8.05	15	53.65%	9.00	89.42%
Mountain Home I	276	24	20	20.00 (avg)	13.80	16	86.25%	15.00	92.00%
Mountain Home II	237	52	31	20.00 (avg)	11.85	16	74.06%	14.45	82.01%
Mountain Home IV	275	26	19	20.00 (avg)	13.75	16	85.94%	15.05	91.36%
Norfolk	271	44	6	21.00 (avg)	12.90	16	80.65%	15.00	86.03%
Shirley Head Start	298	35	3	21.00 (avg)	14.19	13	109.16%	15.86	89.49%
St. Joe Head Start	257	32	0	21.00 (avg)	12.24	13	94.14%	13.76	88.93%
Valley Springs	286	18	0	19.00 (avg)	15.05	15	100.35%	16.00	94.08%
Western Grove Head Start	290	34	6	21.00 (avg)	13.81	15	92.06%	15.43	89.51%
Yellville-Summit	269	26	1	20.00 (avg)	13.45	15	89.67%	14.75	91.19%
Ozark Opportunities Inc. H/S	4,556	548	155	20.65 (avg)	220.91	261	84.56%	247.40	89.26%
Report Totals	4,556	548	155	20.65 (avg)	220.91	261	84.56%	247.40	89.26%

C. Sharon Burnett- Health and Nutrition:

CACFP CLAIM SUMMARY- October 2016		
<i>Breakfast= 4,858</i>	<i>Lunch= 4,997</i>	<i>Snacks= 4,310</i>
Total \$22,341.68		

Health Outcomes:

- 88.8% (229 have completed Dental Exams.
- 92.3% (238) have completed Lead Testing.
- 87.6% (226) have completed Physical Exams.
- 97.4% (251) have completed immunizations.
- 2.4% (6) have provided waivers.
- 0.4% (1) is overdue.

D. Ryan Clayborn- Program Manager/ Education Coordinator/Training and Technical Assistance Coordinator

- Attended several trainings including Infant & Toddler CLASS, Intentional Leadership, Boone County Imagination Library, ECERS, and the Arkansas Early Childhood Commission.
- Conducted for all Early Head Start positions.
- Met with Newton County EHS, assisted in ordering supplies, and mapped out a training plan to prepare for the upcoming Early Head Start centers.
- Reviewed and approved November Lesson Plans.

E. Tawnya Akins: Mental Health, Licensing, Safety, and Facilities:

- Currently working on having the Mt. Home and the Harrison Early Head Start locations inspected and approved for Health and Safety regulations to receive our Early Childhood License.
- Harrison and Mt. Home Early Head Start locations are being painted.
- Clinton EHS is receiving the finishing touches in the construction process.
- The Harrison EHS location is currently having the walls painted and the floors refinished.
- A new sign has been installed at the Clinton EHS location. Thank you Ryan Clayborn!

F. Patricia Murray- Disabilities & Center Supervisor:

11/1/2016
1:28 pm
Pmurray

Ozark Opportunities Inc. H/S 3501 - Management Report - Disabilities

Page 1
ChildPlus

Program Term: Head Start 2016-2017, Enrollment Status: Enrolled, Dropped, Drop/Wait, Drop/Accept, Completed
Enrollment Dates: 7/1/2016 - 9/30/2016

Ozark Opportunities Inc. H/S

Child Count	Funded Enrollment	Concerns	Total Diagnosed	IEP Counts			LEA Signed IEP	Plan Type	Parent Conferences			Specific Disability Counts*	Concern Status Counts
				% w/ IEP or IFSP	1	2			3	One	Two		
23	261	0	23	1 IEP(s): 13 2 IEP(s): 8 3 IEP(s): 2	1 Signed 2 Signed 3 Signed	13 8 2	IEP: 23 IFSP: 0	0	0	0	Non-categorical/developmental delay 13 Speech or language impairment 10		

9%

Disabilities Update:

- We are currently serving 9% (23) children; 13 for developmental services and 10 for speech services.
- Co-op's and Pre Schools are still testing children and setting up conferences for referrals that were made at the beginning of the year.

G. Krystal Mayes: Parent Engagement

- October In-Kind has been reviewed, corrected, and submitted to Finance (see attached spreadsheet.)
- Minutes, Reports, Committees, Documentation, etc. have been prepared for Policy Council.
- Several classrooms had Fall Festivals with fantastic Parent Participation! (Shirley Ar. Fall Festival pic below 😊)



H. Carrie Ragland- Practice-Based Coach:

- Visited most centers and completed Focused Based Observations. (this is where I observe certain areas of need for each teacher and give pointers and ideas about how to make that area better in the classroom)
- Completed all classrooms' Teaching Needs Assessment Plans. I researched and developed plans to help the teachers in their lowest areas on the assessment.
- I attended the ECERS training in Mtn. Home to get a better understanding about what is needed in the ABC classrooms.
- I spend a week in trainings for the Infant/Toddler CLASS to become CLASS certified in Infant/Toddler CLASS so that I can observe and score in the Infant classrooms.
- Prepared a PowerPoint and training over the CDA credential for the Infant/Toddler classrooms.

III. Community Services

Rebecca Hanlin; Community Services Director

1. Home Energy Assistance Program:

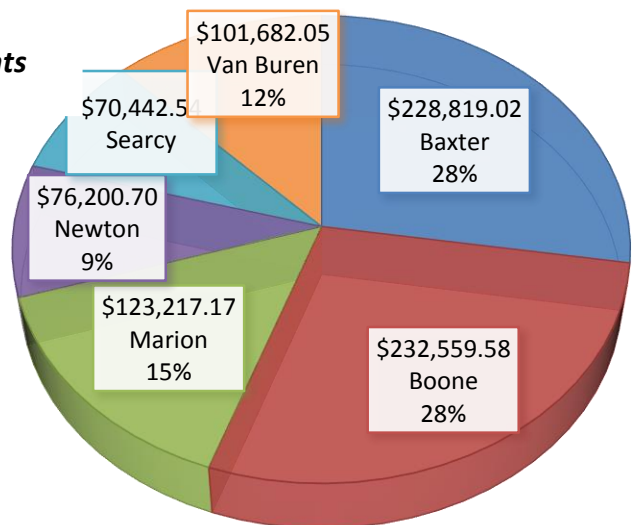
- Summer program ended September 30, 2016 for non-emergency and emergency assistance.
- The Winter Program is anticipated to begin January 9, 2017 (subject to change).
- Blaine and I will attend the annual HEAP training November 30 – December 2, 2016.
- Tomika Clark, HEAP monitor, reviewed Summer program records October 4-6, 2016. All records looked good. To date we have not received our monitoring report from the State.

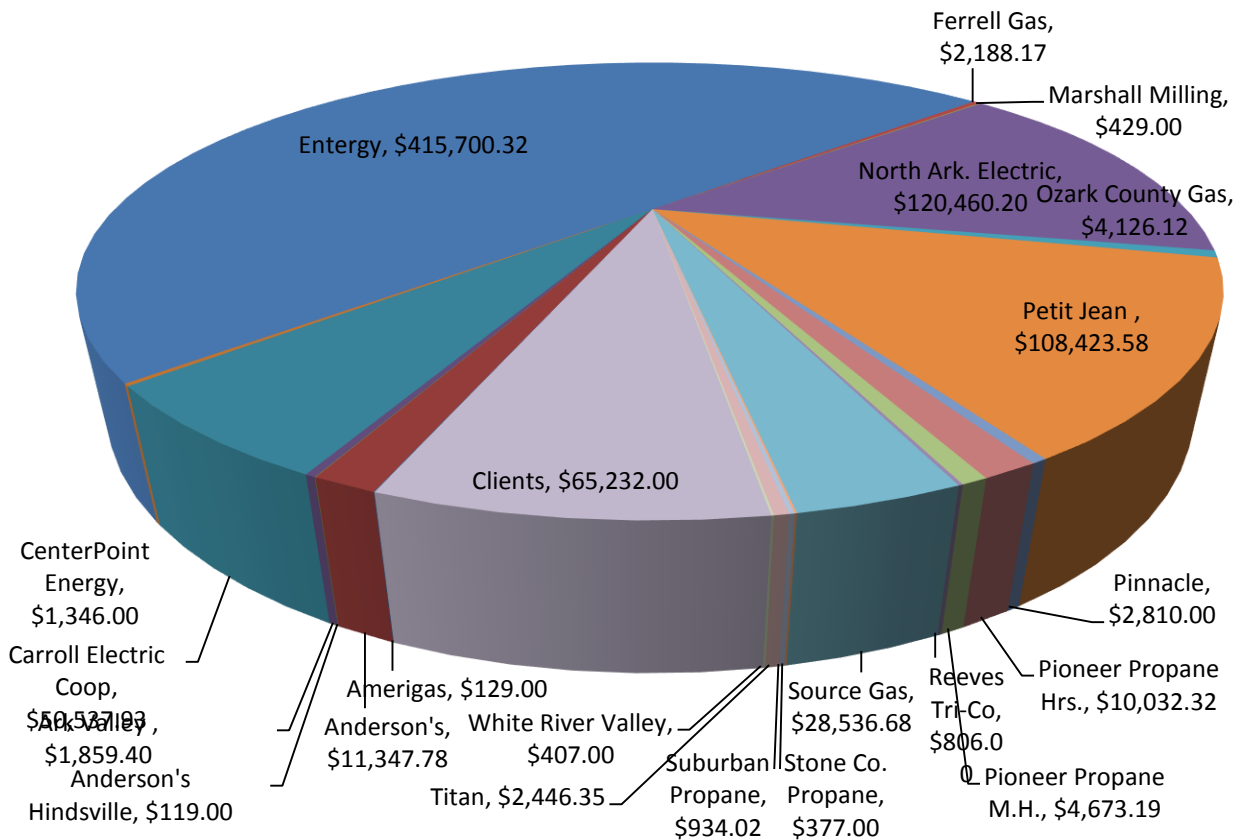
Year End Overview for Home Energy Assistance Program

Direct Client Benefits by County

Payments Made to Vendors on Behalf of Clients

Baxter	\$228,819.02	28
Boone	\$232,559.58	28
Marion	\$123,217.17	15
Newton	\$76,200.70	9
Searcy	\$70,442.54	8
Van Buren	\$101,682.05	12
Total	\$832,921.06	100%





2. Vehicle Repair Loan Program:

- Current balance is now \$6,399.58.
- \$500 maximum loan amount.
- Loan must be repaid within one year.
- Recently the income guidelines have been increased from 125% of Federal Poverty Level to 200%. This increase will allow us to assist more of the “working poor.”

3. Family Development & Empowerment: This program has been suspended until the position has been filled. Julie Smith resigned October 24, 2016 without notice.

4. Community Services Block Grant (CSBG):

- September 30, 2016 was the end of the program year.
- 4th Quarter report is due October 28, 2016. (See 4th quarter and year-end results.)
- Special projects, mini grants. No official word to date.
- September 8, 2016 Beverly Buchanan, Linda Myers, Sherry Thomas and Karen Wilson conducted a routine monitoring of Community Service Block Grant Program and Compliance. There were no findings.

5. Emergency Solutions Grant (ESG): Both grant applications have been approved!

- Baxter, Boone, Marion and Newton counties grant application has been approved for \$14,000 (Rapid Rehousing: \$6,000 and Homeless Prevention: \$8,000).
- Searcy and Van Buren counties grant application has been approved for \$7,000 (Rapid Rehousing: \$2,000 and Homeless Prevention: \$5,000).
- Currently awaiting implementation details from the State.
- There is a 100% funding match when using ESG funds.

6. General Department Updates:

- Yellville Outreach office has moved from 354 Hwy 62 East to 300 West 11th Street, old modular unit used for Head Start.
- Rebecca Hanlin’s office has moved from the Administrative Office into the Community Services Building located at 406 Hwy. 43 East in Harrison. Her number is (870) 715-8485.
- The Resource Development Coordinator position has been filled by Harley Thompson. His first day was November 1, 2016 and his office is located in the Community Services Building located on Hwy 43 East.
- Currently have three staffing positions available: Family Development Worker and part-time Office Assistant, they will work out of the Community Services Building located on Hwy 43 in Harrison. And an Outreach Worker for Baxter/Marion counties. Lon Lewis will retire March 31, 2016.

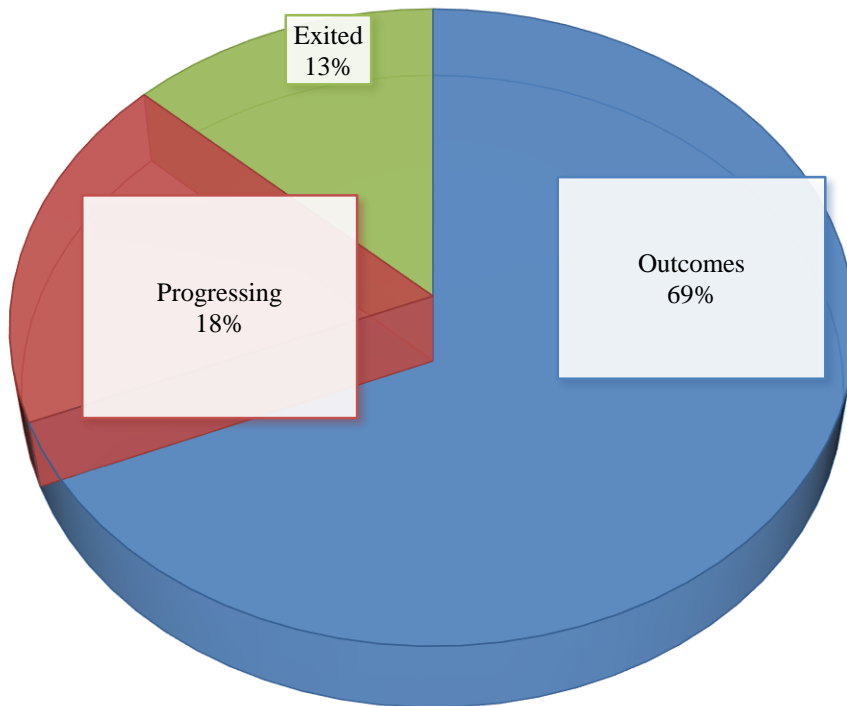
7. FY 2016 in Review:

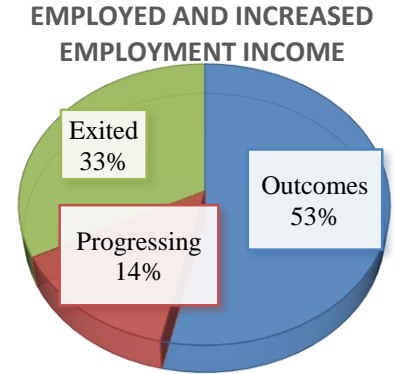
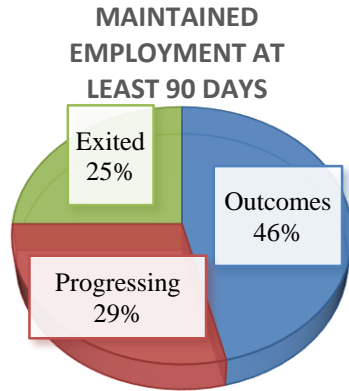
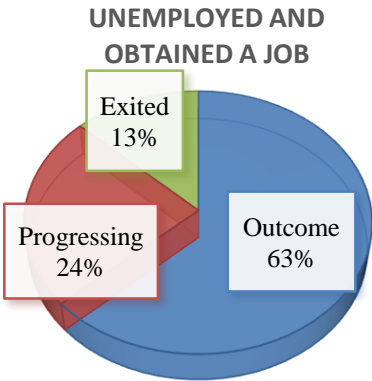
	<i>Demographic Information</i>	2008 – 2016	FY 2016
	Individuals	44,053	20,265
	Households	28,138	11,248
Gender	Male	43%	43%
	Female	57%	57%
Age	Children (under 17)	28%	33%
	Working Age Adults	48%	46%
	Seniors	24%	21%
	Disabled	20%	22%

	Demographic Information	2008 – 2016	FY 2016
Education *24 years old and up.	0-8 year education*	8%	6%
	9-12/ non-graduate*	20%	20%
	High school grad./GED*	52%	52%
	12+ Some post-secondary*	13%	14%
	2 or 4 year degree*	7%	8%
Family Type	Single Parent – Female	10%	14%
	Single Parent – Male	1%	2%
	Two Parent Household	11%	16%
	Single Person	61%	48%
	Two Adults No Children	10%	11%
	Other	7%	9%
Housing	Own	37%	37%
	Rent	57%	58%
	Homeless	0%	0%
	Other	6%	5%
Income Levels	Up to 50%	27.1%	26.6%
	51% - 75%	28.7%	27.3%
	76% - 100%	29.1%	32.0%
	101% - 125%	10.4%	10.1%
	126% - 150%	2.9%	2.5%
	151% - 175%	0.9%	0.7%
	176% - 200%	0.4%	0.4%
	201% and over	0.5%	0.4%

Family Development Outcomes:

- ▶ **329** individuals involved with family development activities.
- ▶ **226** achieved goals towards self-reliance.
- ▶ **60** are still progressing.
- ▶ **43** exited.





	#
Outcomes	93
Progressing	35
Exited	19
Total	147

	#
Outcomes	43
Progressing	27
Exited	23
Total	93

	#
Outcomes	23
Progressing	6
Exited	14
Total	43

IV. Corporate Services (& Human Resources)

Jane Bueg, Corporate Services Director

Hires	Education	Community Services	Administration	Total
	1	0	0	1
All Terminations	Education	Community Services	Administration	Total
	1	1	0	2

Other/Training

GoogleApps in-kind report: \$270.00

Workforce Services Unemployment Claims: 0 Wage Audit: 1

OOI Property/Inventory: on-going – disposals and acquisitions

COBRA: 2

Technology: monthly TechTalk; repairs & assessment; printer diagnostic

Governance Meetings: OOI Exec. Committee 10/24/16 & HS Policy Council Meeting 10/18/16.

Contractor List Update

Interviews HS Coordinator : 7

Community Services Interviews Scheduled: 10

Interviews EHS: 37

Training: FLSA; Head Start Performance Standards (new)

Medicare Part D research & Accident Investigation: 1